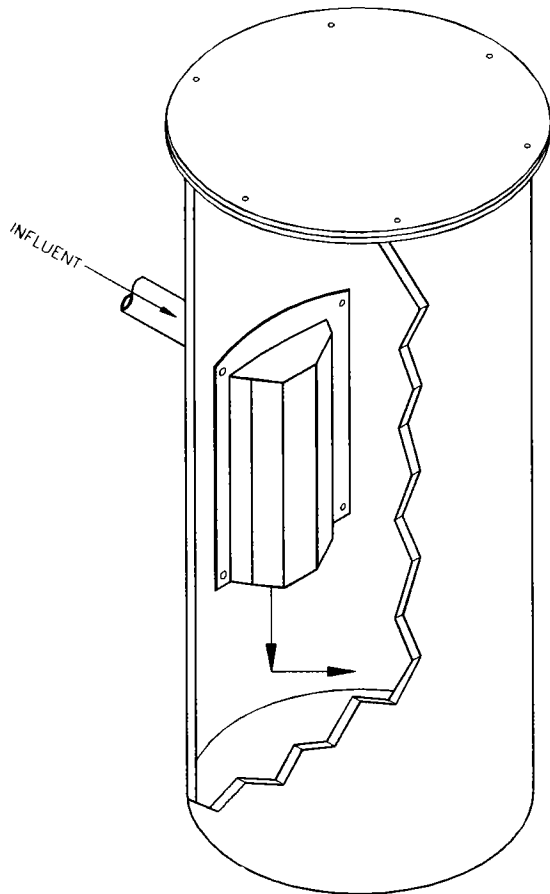


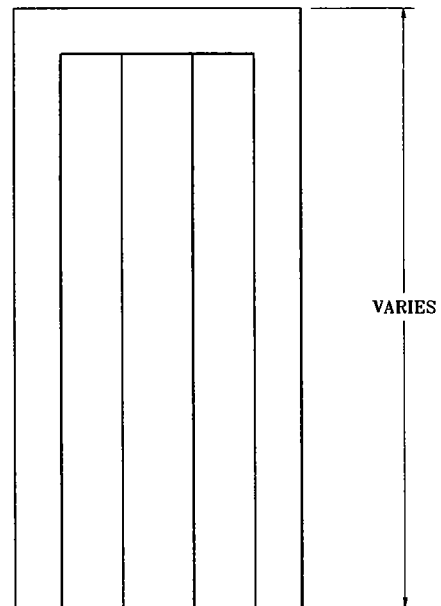
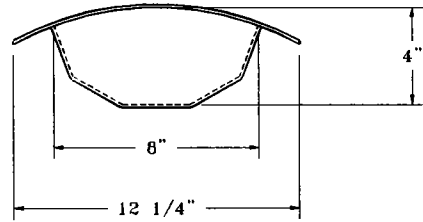
NO.: 6-310

POLYETHYLENE INLET BAFFLE

STAINLESS STEEL HARDWARE AND GASKET TAPE PROVIDED



TYPICAL INSTALLATION



PART NO.	DESCRIPTION
PIB12	4" DEEP x 8" WIDE x 12" LONG
PIB18	4" DEEP x 8" WIDE x 18" LONG
PIB24	4" DEEP x 8" WIDE x 24" LONG
PIB30	4" DEEP x 8" WIDE x 30" LONG
PIB36	4" DEEP x 8" WIDE x 36" LONG
PIB42	4" DEEP x 8" WIDE x 42" LONG
PIB48	4" DEEP x 8" WIDE x 48" LONG



DESCRIPTION: POLY INLET BAFFLE		
REFERENCE: 10157		
DRAWN BY x. j. z.	CHECKED BY	SUPERSEDES PRINTS PRIOR TO 10/17/94
DATE: 10/17/94	REV 0	NO.: 6-310
SCALE NONE	DISK	